




days at  
Dunrovin

JUNE 2019



**Ranch**



## CLICKER TRAINING WITH MACKENZIE COLE



### MEET MACKENZIE



I have been a professional trainer for nearly 15 years, specializing in the science of behavior. Specifically, I specialize in using operant conditioning, also known as clicker training, to work with animals. I tend to work mostly with those that have been through traumatic experiences.

You might ask yourself why I use clicker training over other methods. Well, you might be surprised to know I started out using traditional methods like the kind you might see elsewhere. I was taught as kid to roll dogs on their backs and hold them down when they growled, to choke them when they pulled, and throw rocks at horses when they didn't come to me. And even worse things than that. But as I progressed in my interest in training, I chose to make the switch to all positive reinforcement training, and for good reasons.

So, why do I do clicker training? I had a long road to positive reinforcement and along the way there I did many things to my dog friends that I came to regret in the name of training them. My hope is to help save people making the mistakes I have, so that one day no dogs get choked, frightened, and intimidated as part of being our companions and in payment for all the joy they bring into our hearts.

### Trailer training with Canner

Along the way, I wound up with a horse named Canner. This summer, we are hoping to progress his trailer training. It's the last big hurdle in helping him overcome his fears. He's been terrified of trailers ever since he was forced into one to leave his herd for the first time when he was 8. When he encounters one, he acts like his old fearful self, getting incredibly tense, cautious, and ready to bolt at an instant.

## Clicker Training

Clicker training is the art of using selective reinforcement to change behavior. A clicker looks like a toy, but it's a tool. Like any tool, You need to learn how to use it and use it appropriately or you won't see results! If you use the wrong end of a hammer, you'll put holes in your wall!





Here are some things to remember about clicker training:

- Every time you click you give a treat.
- A clicker is like a camera – take a snap shot of the behaviors you want to see.
- Keep training sessions short!
- You only need to use the clicker when things are new.
- Reteach! It's hard for animals to understand how to perform behaviors in new settings.
- You can use any novel sound, even a word!

If an animal is not succeeding, make it easier and err on the side of reteaching. A lot of people get a behavior once and think their animal “knows it.” Actually, animals don't learn like people and have a much harder time taking what they've learned in one spot and transferring it to a new context. So when you think your dog is being obstinate, you are probably be wrong! Reteach!

## On Camera Training

Be sure to check the calendar to catch Canner and I working together live and to chat with me! Canner and I have forged a beautiful partnership in which each supports and loves the other. Join me as his story continues and I work with other animals as well!



**Broadcast Date:** \_\_\_\_\_ **Time:** \_\_\_\_\_

**Location:** \_\_\_\_\_